

**QUARTERLY TAX RECEIPTS SUMMARY TABLE**

\$ million

QUARTER ENDING	Jun-97	Sep-97	Dec-97	Mar-98	Jun-98	Sep-98	Dec-98	Mar-99	Jun-99	Sep-99	Dec-99	Mar-00	Jun-00	Sep-00	Dec-00	
<b>Tax group</b>	<b>Component Taxes</b>															
	Source Deductions	3192	3152	3173	3128	3286	3097	2977	3082	3172	3160	3133	3259	3367	3338	3371
	Net Other Persons	-17	536	672	1507	-71	432	595	964	385	454	617	900	538	489	699
	Resident Interest W/T	258	216	237	221	285	240	259	178	199	154	175	167	228	201	250
	Fringe Benefit Tax	84	83	84	89	84	82	81	86	80	77	75	77	77	95	95
<b>Individuals' Taxes</b>		3517	3987	4166	4945	3584	3851	3912	4310	3836	3845	4000	4403	4210	4123	4415
	Company Tax (Net)	702	933	1072	1048	729	946	1112	1051	712	889	1106	1202	911	1103	1338
	Non-resident W/T	141	164	120	244	126	112	254	173	170	206	137	194	193	151	119
	Foreign Source Div W/P	22	68	-1	162	-25	-14	1	33	-11	10	11	37	5	8	11
	Resident Dividend W/T	13	11	14	3	14	9	8	6	37	13	10	10	15	15	10
<b>Corporate Taxes</b>		878	1176	1205	1457	844	1053	1375	1263	908	1118	1264	1443	1124	1277	1478
	IRD GST (Net)	1559	1348	806	1969	1528	1412	835	2079	1760	1351	751	2093	1695	1273	729
	Customs GST *	744	759	779	679	719	723	787	757	805	839	950	920	927	986	1144
<b>Total GST</b>		2303	2107	1585	2648	2247	2135	1622	2836	2565	2190	1701	3013	2622	2259	1873
	Stmp, Chq & CC Duty	55	49	46	42	52	42	38	30	33	2	17	-16	19	13	18
	Gaming Duties	34	32	35	38	35	38	38	40	41	41	42	49	46	49	49
	Estate & Gift Duty	1	0	0	0	-1	1	0	1	0	0	1	0	0	0	1
<b>Other IRD Taxes</b>		90	81	81	80	86	81	76	71	74	43	60	33	65	62	68
<b>Total IRD Taxes</b>		6044	6592	6258	8451	6042	6397	6198	7723	6578	6357	6075	7972	7094	6735	6690
<b>Total Non IRD Taxes</b>		1658	1555	1642	1546	1627	1412	1614	1524	1661	1656	1881	1678	1862	1729	2237
<b>TOTAL TAX RECEIPTS</b>		7702	8147	7900	9997	7669	7809	7812	9247	8239	8013	7956	9650	8956	8464	8927

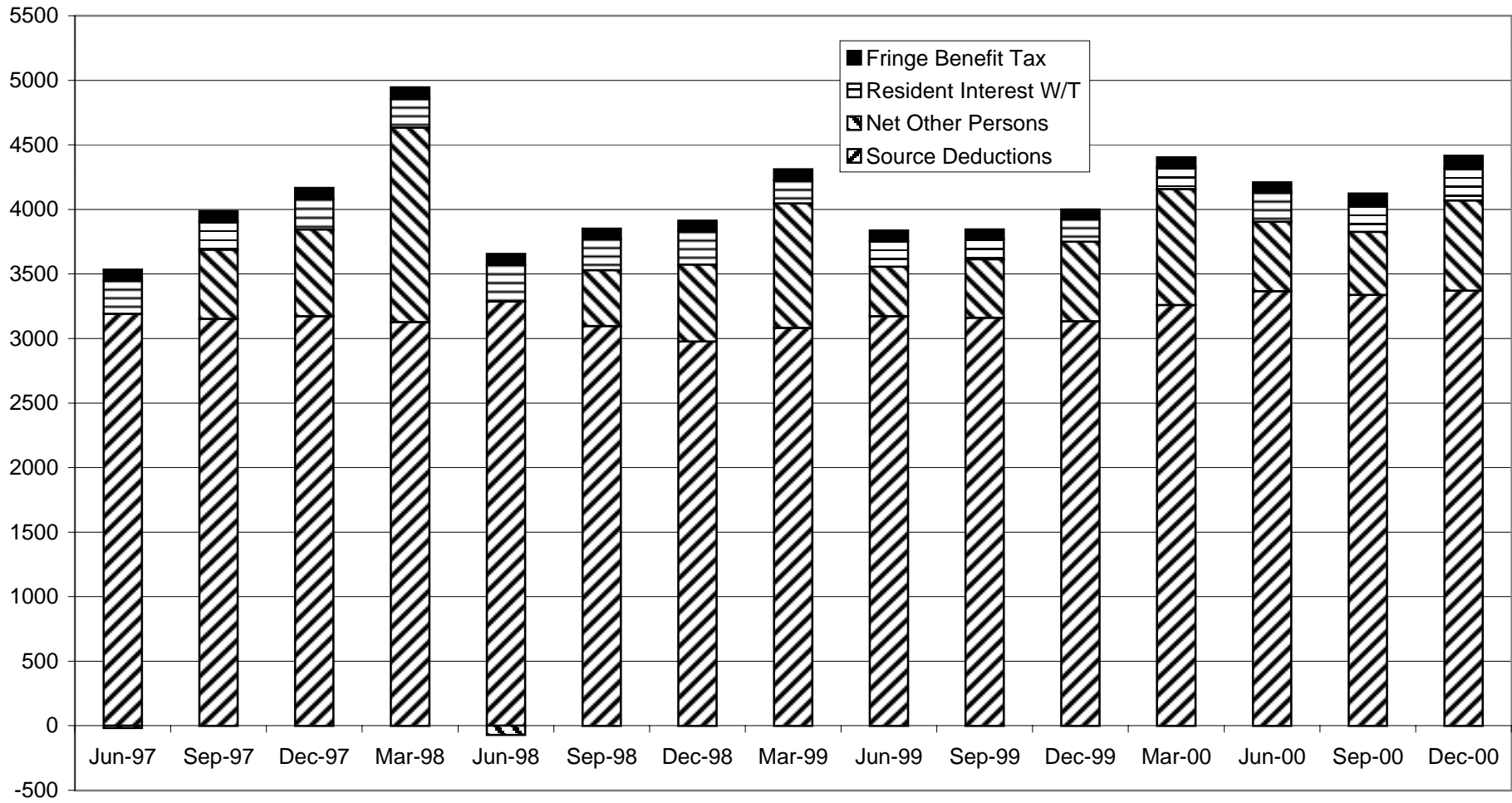
\* Customs GST is not included in the total IRD taxation figures, but in the non IRD taxes.

\* Customs GST includes \$75 million in both the Sep97 and Mar00 quarters for the import of an ANZAC frigate

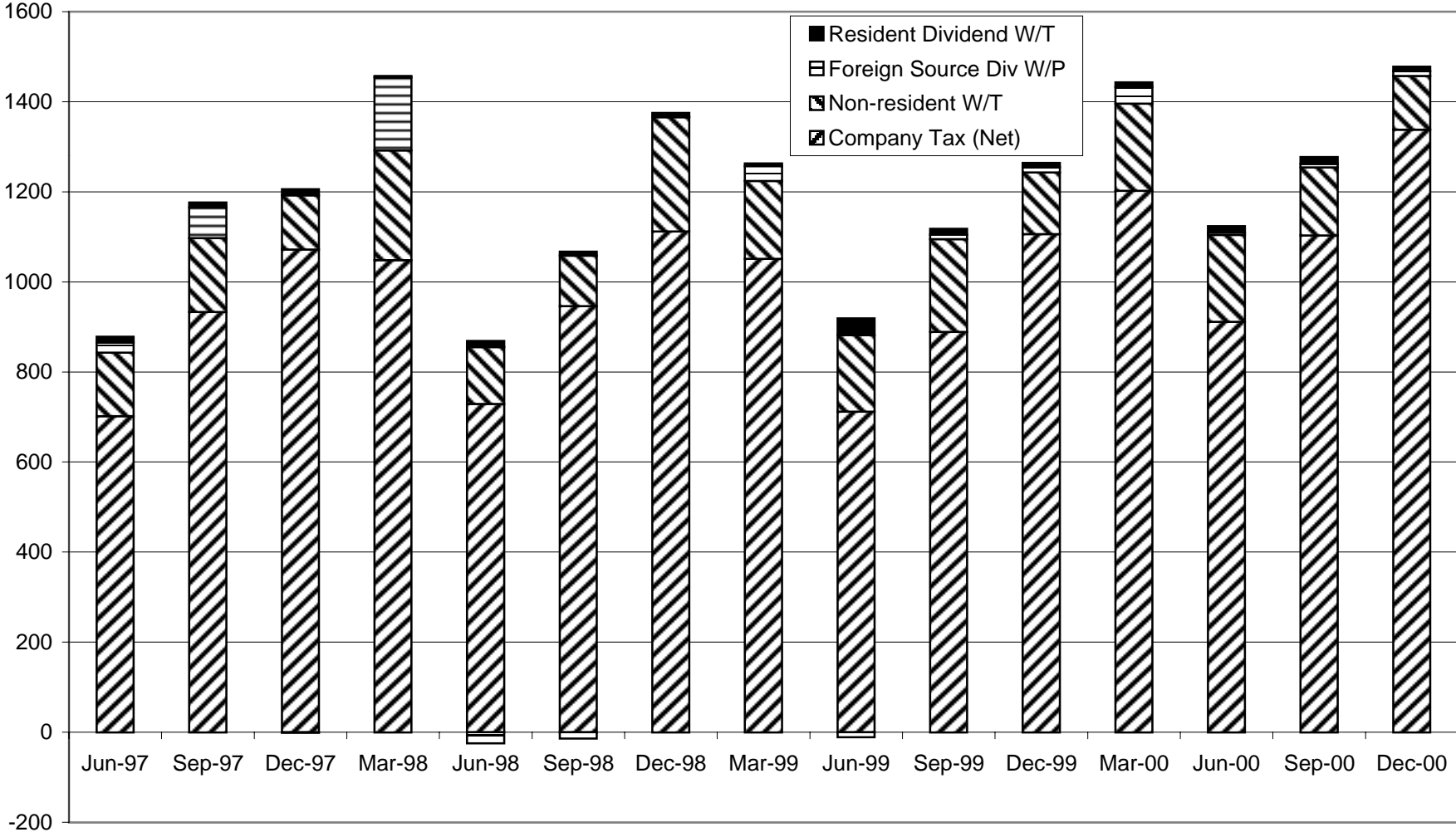
Compiled by the Forecasting and Analysis Unit, Policy Advice Division, Inland Revenue Department

Last updated 8 February 2001

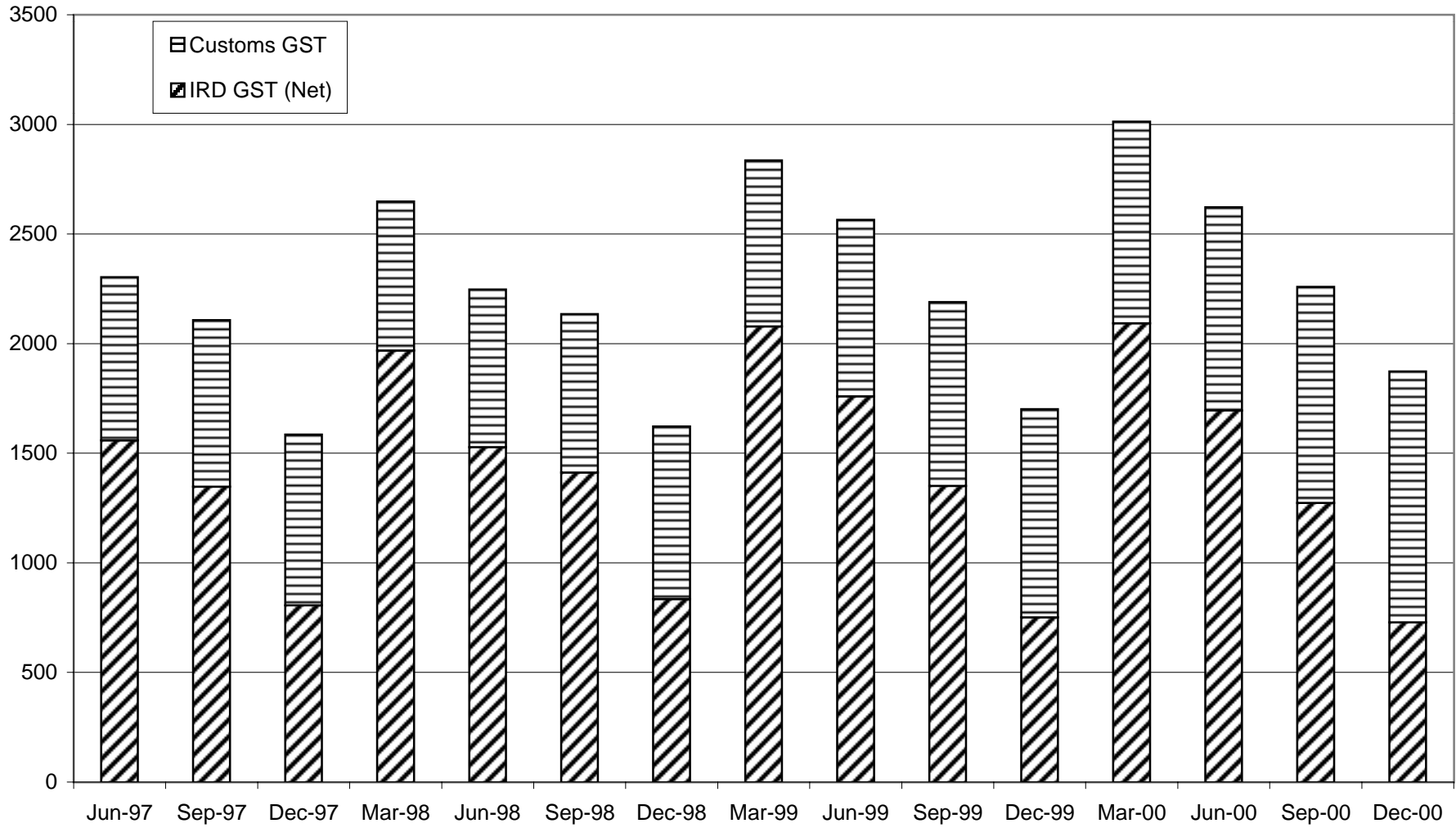
**Quarterly Receipts - Individuals' Taxes**  
\$ million



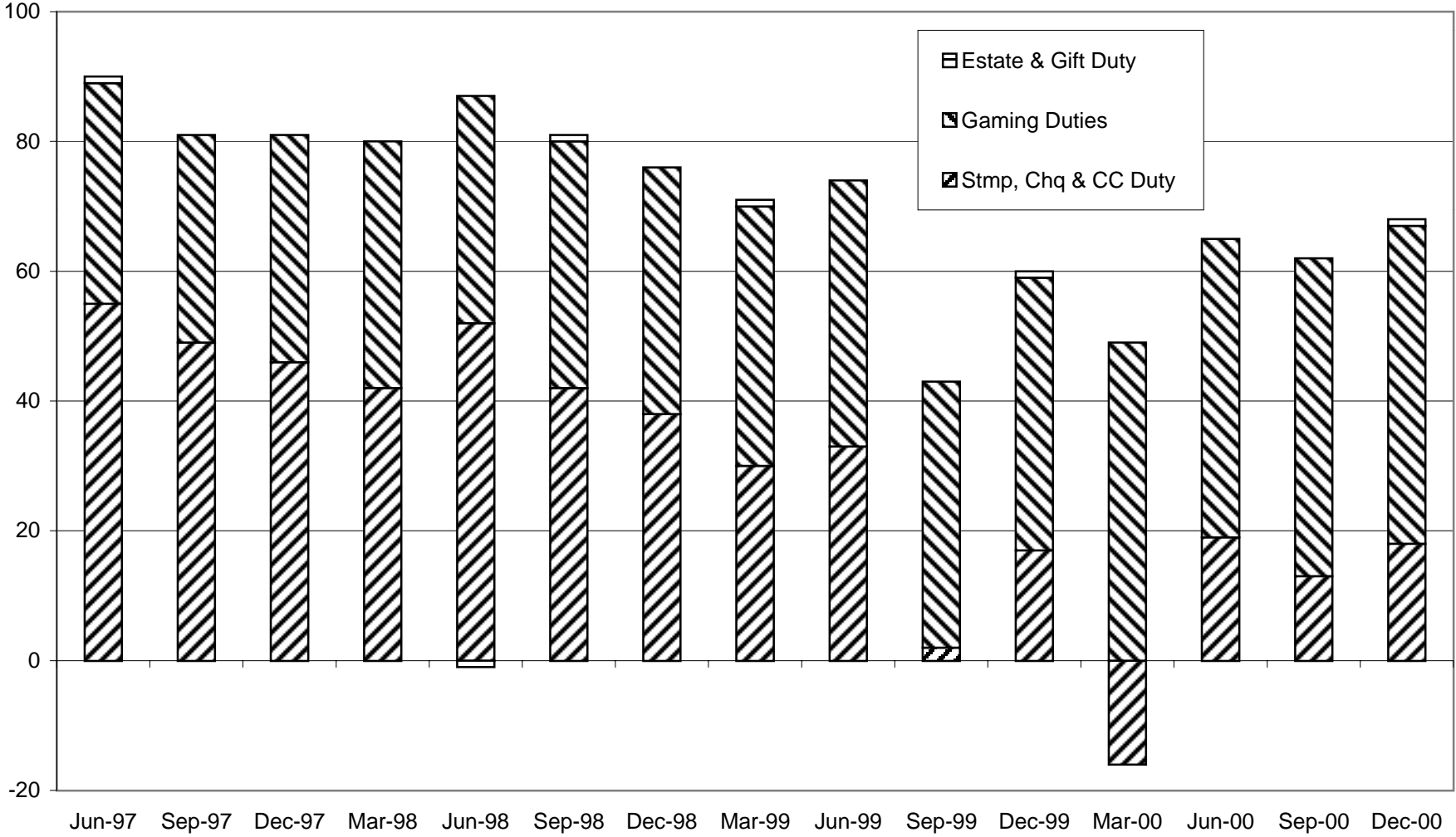
**Quarterly Receipts - Corporate Taxes**  
\$ million



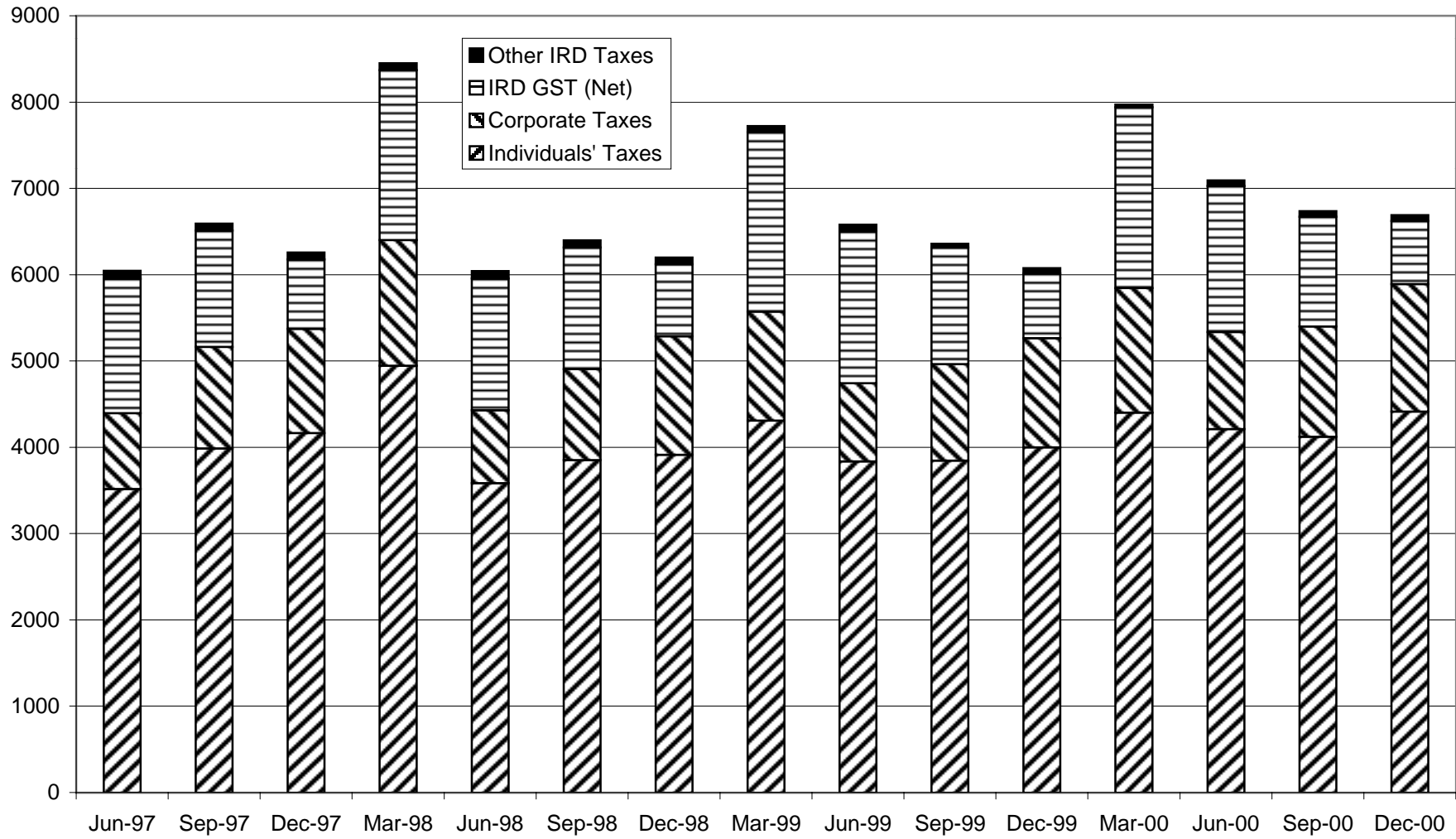
**Quarterly Receipts - Total GST**  
**\$ million**



**Quarterly Receipts - Other IRD Taxes**  
\$ million



**Quarterly Receipts - Total IRD Taxes  
\$ million**



### Quarterly Receipts - Total Taxation \$ million

